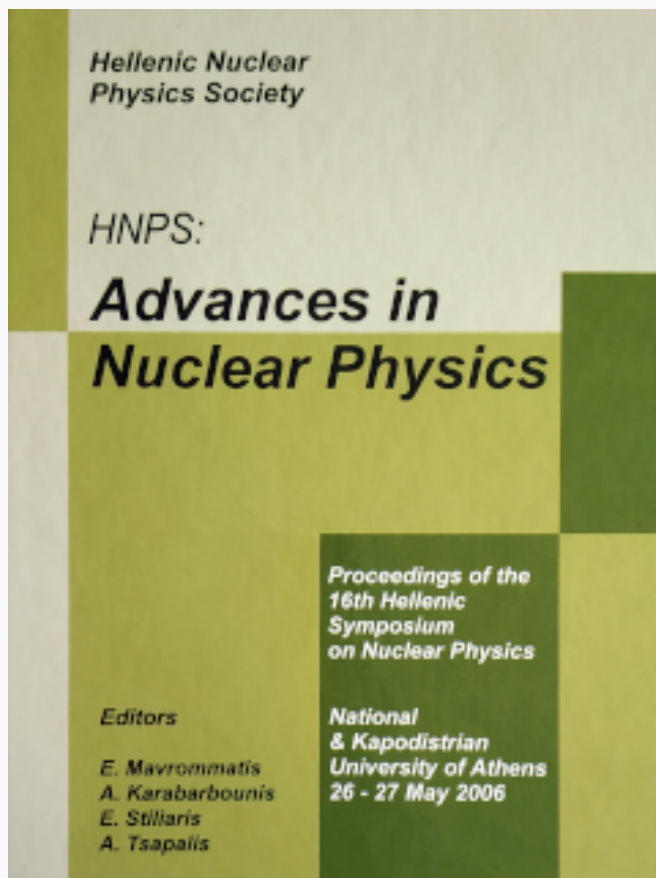


Annual Symposium of the Hellenic Nuclear Physics Society

Τόμ. 15 (2006)

HNPS2006



Parity-violating electron scattering

S. Kowalski

doi: [10.12681/hnps.2614](https://doi.org/10.12681/hnps.2614)

Βιβλιογραφική αναφορά:

Kowalski, S. (2020). Parity-violating electron scattering. *Annual Symposium of the Hellenic Nuclear Physics Society*, 15, 2-14. <https://doi.org/10.12681/hnps.2614>

PARITY-VIOLATING ELECTRON SCATTERING

Stanley Kowalski

Laboratory for Nuclear Science and Department of Physics
Massachusetts Institute of Technology
Cambridge, Massachusetts, USA, 02139

Abstract

Parity violating electron scattering has been a very useful tool for probing the structure of neutral currents and providing detailed information on electroweak form factors. A pioneering SLAC measurement in the mid-70's provided an important early test of the Standard Model. Modern electron accelerators provide high intensity ($>100 \mu\text{A}$), CW beams with polarizations as high as 85%. Experiments such as SAMPLE, A4, HAPPEX and G0 have exploited these capabilities and obtained new information on electroweak strange form factors in the Q^2 range of 0.1-1.0 GeV^2 . That activity continues. Other experiments are designed to provide stringent tests of the Standard Model. E-158 at SLAC recently measured the weak charge of the electron. Q_{weak} is a challenging new experiment at JLAB which is designed to measure the weak charge of the proton. This will probe for physics beyond the Standard Model corresponding to energy scales of more than 5TeV.

I. INTRODUCTION

The electromagnetic probe is one of our most important tools for probing nucleon and nuclear structure and dynamics. Modern accelerators use electron scattering to probe distances of less than 1fm where signatures of quark degrees of freedom are expected to be observable. A new generation of electron accelerators, 0.5 – 6 GeV, with CW capability and intense polarized beams have become operational over the past decade. This has enhanced our capability for doing coincidence experiments and other measurements by more than two orders of magnitude. During this time, longitudinally polarized electrons have emerged as a very important new tool to study nucleon and nuclear structure. They have provided precise new information on nuclear electro-magnetic form factors and other nuclear structure functions.

An important class of experiments using polarized electrons has been the study of parity violation. Parity-violating electron scattering involves the scattering of longitudinally polarized electrons from an unpolarized target. A change in counting rate resulting from a reversal of the beam helicity is a signal of a parity non-conserving effect. At high energies the SLAC parity violation experiment provided a crucial understanding of electro-weak processes and a precise measurement of the weak mixing angle, $\sin^2\theta_w$. At low energies the first parity violation experiments were carried out at MIT-Bates and Mainz. These were designed as tests of the Standard Model. During the past decade there has been an extensive program of such parity violating experiments at MIT-Bates, JLAB and Mainz. The goal of these parity violating experiments currently is three-fold:

- Study the 'strangeness' content of the nucleon,
- Measure the neutron density distribution in a heavy nucleus and
- Sensitive tests of the Standard Model.

In this paper, we will discuss and report on the recent progress of parity violation experiments in these three broad physics areas. Results and future prospects of the different experiments will be presented.

II. Physics Program

A. Nuclear Structure: Strange Quarks.

The proton is made up of three valence quarks, uud, and a sea of gluons and $q\bar{q}$ pairs all of which contribute to its electromagnetic properties at short distance scales. It was realized [1] that a measurement of the parity-violating asymmetry arising from the interference between the electromagnetic and neutral current amplitudes would allow us to extract the contributions of strange quarks to the ground state charge and magnetization distributions (e.g., magnetic moment) of the nucleon.

There have been many theoretical estimates of strange quark contributions to nucleon properties. These include both phenomenological models and lattice-gauge calculations. Separation of strange quark contributions to nucleon currents was developed by Kaplan and Manohar [2]. The parity-violating asymmetry [3] for scattering longitudinally polarized electrons from a proton can be written as

$$A_{PV} = \frac{-G_F}{4\pi\alpha\sqrt{2}} \left[\frac{\varepsilon G_E^p G_E^Z + \tau G_M^p G_M^Z - \varepsilon'(1 - 4\sin^2\theta_W) G_M^p G_A^e}{\varepsilon(G_E^p)^2 + \tau(G_M^p)^2} \right]$$

The three terms in A_{PV} arise as a result of the interference between the electromagnetic and weak interactions. The terms contain bilinear products of electromagnetic and weak form factors. $G_{E,M}^p$ are the form factors associated with the distribution of the proton's charge and magnetism. The weak form factors $G_{E,M}^Z$ and G_A^e contain contributions from strange quarks, $G_{E,M}^s$.

The kinematic factors depend upon specifics of an experiment. They are chosen to enhance the relative sensitivity of individual terms to A_{PV} . The first two terms are important at forward angles and the last two at backward angles.

$$\tau = Q^2 / 4M_p^2, \quad \varepsilon = [1 + 2(1 + \tau)\tan^2(\theta_e / 2)]^{-1} \quad \text{and} \\ \varepsilon' = \sqrt{(1 - \varepsilon^2)\tau(1 + \tau)}$$

1. SAMPLE

SAMPLE [4] at MIT-Bates was the first experiment to use parity-violation as a probe for strange quarks in the proton. A longitudinally polarized electron beam of 200 MeV was incident on a liquid hydrogen or deuterium target. The polarized electrons were produced using a bulk GaAs crystal resulting in an average polarization of 36%. The linac produces a pulsed beam of 25 μ s duration at a repetition rate of 600 Hz. The beam current was 40 μ A. The helicity of the beam is changed randomly pulse-by-pulse and in addition a half-wave plate can be inserted to change the overall sign of the helicity.

The scattered electrons were detected in a large solid angle (1.5sr) air Cerenkov detector spanning angles between 130° and 170° . At backward angles SAMPLE is mostly sensitive to G_M^s and G_A^e . Fig. 1 shows one of the 10 detector modules which are placed symmetrically about the beam axis. The Cerenkov light is focused by an ellipsoidal mirror onto a phototube. The integrated light is proportional to the scattered electron rate of about 10^8 s^{-1} in a beam pulse.

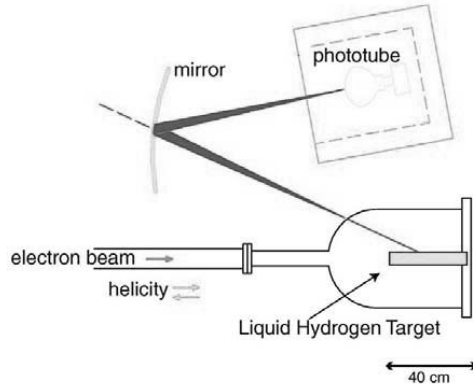


Fig. 1. A schematic view of one module of the SAMPLE experimental apparatus. Ten mirror-phototube pairs are placed asymmetrically about the beam axis.

A shutter located in front of the phototube could be closed providing a measurement of the background originating from neutrons and charged particles. Tight control of helicity-correlated effects on the properties of the beam was critical to the success of the experiment. Several feedback systems were used to minimize such effects. These included energy, beam position, angle, and intensity. All parity experiments implement similar feedback controls.

Experiments were carried out at 200 MeV on both hydrogen and deuterium targets. In addition a measurement at 125 MeV was also made on a deuterium target. The two targets in principle allow a separation of G_M^s and G_A^e . The results for both hydrogen and deuterium are summarized in Fig. 2. Using a theoretical prediction for G_A^e ($T=1$) one can extract a value for G_M^s :

$$G_M^s(Q^2 = 0.1) = 0.37 \pm 0.20 \pm 0.26 \pm 0.07.$$

Experiment favors a small positive value for the magnetic moment contribution, μ_s , which is at variance with most theoretical predictions.

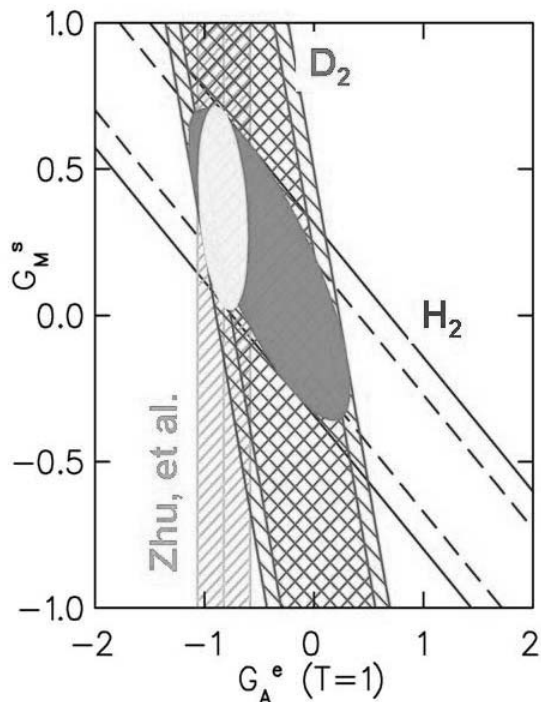


Fig. 2. Uncertainty bands of G_M^s vs. G_A^e at $Q^2 = 0.1(\text{GeV}/c)^2$ for the SAMPLE experiment in both hydrogen and deuterium. Also shown is the uncertainty band of the theoretical expectation for G_A^e .

2. HAPPEX

HAPPEX at JLAB was the second experiment designed to look for strange quarks using parity violating electron scattering. The first measurement was carried out at $Q^2 = 0.48 (\text{GeV}/c)^2$. A 3.2 GeV beam of polarized electrons was incident on a liquid hydrogen target. The scattered electrons were detected in the pair of high resolution spectrometers in Hall-A at a scattering angle of 12.5° . Beam currents up to $100 \mu\text{A}$ were used. The Cerenkov light from a lead-lucite sandwich was integrated over the duration of the helicity window. Beam helicity was reversed at 30 Hz. Beam polarization was 38% in the first run and improved to 70% in the second run. It was measured with both Moller and Compton polarimeters. Tight control of helicity correlated systematics was similar to those used in the SAMPLE experiment.

The experiment is sensitive to both G_E^s and G_M^s . They extracted [5] a linear combination of strange form factors,

$$G_E^s + 0.392 G_M^s = 0.014 \pm 0.020 \pm 0.010.$$

In 2004, a second HAPPEX measurement was carried out at $Q^2 = 0.10 \text{ (GeV/c)}^2$. Measurements were made on both ^1H and ^4He targets. Helium is a special target since the nuclear spin $I = 0$. It has sensitivity only to G_E^s . Combining both the hydrogen and helium results allows a direct extraction of G_E^s and G_M^s .

A 3.0 GeV polarized electron beam was incident on the target. The scattered electrons were detected in the pair of high resolution spectrometers in Hall-A at a scattering angle of 6° . A pair of septum magnets in front of the spectrometers made this feasible. Beam currents of up to $35 \mu\text{A}$ were used. Total absorption detectors were used to detect the scattered electrons.

The experiment on hydrogen yielded [6] the strange form factor combination,

$$G_E^s + 0.08 G_M^s = 0.030 \pm 0.025 \pm 0.006.$$

The measurement on ^4He yielded [7],

$$G_E^s = -0.006 \pm 0.016 \pm 0.010.$$

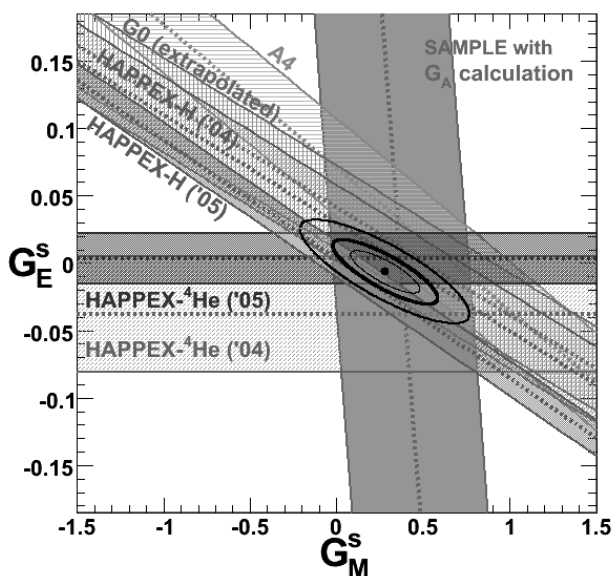


Fig. 3. The four A_{PV} measurements at $Q^2 = 0.1(\text{GeV}/c)^2$ are shown, with shaded bands representing 1-sigma combined statistical and systematic uncertainty. Also shown is the combined 95% C.L. ellipse from all four measurements.

Both measurements are consistent with zero. The combined hydrogen and helium HAPPEX results were consistent with no evidence for strange quarks at $Q^2 = 0.1(\text{GeV}/c)^2$. The results are summarized in Fig. 3. Following the above Phase-I measurements, a second experiment on both hydrogen and helium was completed in 2005. These results are displayed in Fig. 6.

In a future experiment HAPPEX is planning a measurement at $Q^2 = 0.6 \text{ (GeV}/c)^2$. Fig. 6 shows the expected uncertainty for this measurement. We expect to run this experiment in 2008-09.

3. A4

Parity violating measurements have been underway at the University of Mainz for several years now. These are complimentary to the other similar efforts in the US. In contrast to the SAMPLE and HAPPEX measurements A4 uses counting techniques for the first time in a parity-violating electron scattering experiment.

To detect the scattered electrons a very fast, highly segmented, homogeneous calorimeter was developed. The detector elements are 1022 individual PbF_2 crystals attached to phototubes. The crystal material is a pure Cerenkov radiator and was chosen for its fast timing characteristics and its radiation hardness. The electron energy could be measured with a resolution of $3.9\%/\sqrt{E}$ and a total deadtime of 20 ns. Fig. 4 shows a CAD-drawing of the calorimeter together with the hydrogen target and the luminosity monitors. Fig. 5 shows a typical energy spectrum of the scattered particles. The elastically scattered electrons are shown very clearly separated from the background.




Fig. 4. CAD layout of A4 detector system. Scattered electrons are detected with the 1022 channel PbF_2 -calorimeter which covers a scattering angle of $30^\circ < \theta_e < 40^\circ$ and an azimuthal angle of 360° .

The scattered electrons span the angular range $30^\circ < \theta_e < 40^\circ$ in the forward direction. Our first results were obtained at $Q^2 = 0.23 \text{ (GeV/c)}^2$. Later measurements were taken at $Q^2 = 0.1 \text{ (GeV/c)}^2$. The A4 results are shown in Fig. 6.

A4 measurements are currently continuing at $Q^2 = 0.23 \text{ (GeV/c)}^2$ at backward scattering angles of $140^\circ < \theta_e < 150^\circ$. Combining these results with the earlier forward angle measurements will allow a direct separation of the electric (G_E^s) and magnetic (G_M^s) strangeness contributions to the electromagnetic structure of the nucleon. Measurements on hydrogen are now complete and these will be followed by additional measurements on deuterium in 2007. The latter will allow in addition a measurement of the nucleon axial form factor.

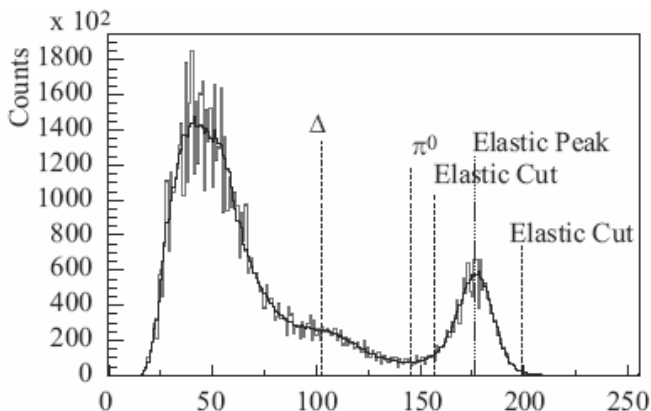


Fig. 5. Raw energy spectrum of detected scattered particles. The elastic scattering peak, the π^0 -production threshold and the Δ -resonance position are indicated.

4. G0

G0 is another ambitious JLAB parity violation experiment. Its goal is to search for evidence of strange quarks in the proton. It is designed to make both forward and backward angle measurements in the Q^2 range, $0.2 - 1.0 \text{ (GeV/c)}^2$.

G0 is an 8 sector superconducting toroidal spectrometer. A 3.0 GeV electron beam was incident on a liquid hydrogen target. The beam current was $40 \mu\text{A}$. The detector is designed to detect the recoil protons (Fig. 7). It is segmented along the focal plane (16) so that each segment measures a different Q^2 range. The beam duty factor was reduced to 6% allowing timing measurements to be used to separate background from the recoiling protons. The detector operates in counting mode. The A4 experiment at Mainz also operates in counting mode. All other electron parity violation experiments operate in integrating mode.

The results [8] are shown graphically in Fig. 6 together with the results from other experiments. The results indicate a small non-zero, Q^2 dependant, strange quark contribution. They cover a much broader Q^2 range than the other experiments. The uncertainties for the higher Q^2 points are quite large as a result of significant unanticipated background contributions.

G0 is planning to make backward angle measurements in 2006. At backward angles, scattered electrons are detected instead. Each measurement will be at a single Q^2 . They expect to make the first measurements at approximately 0.2 and 0.6 (GeV/c)^2 .

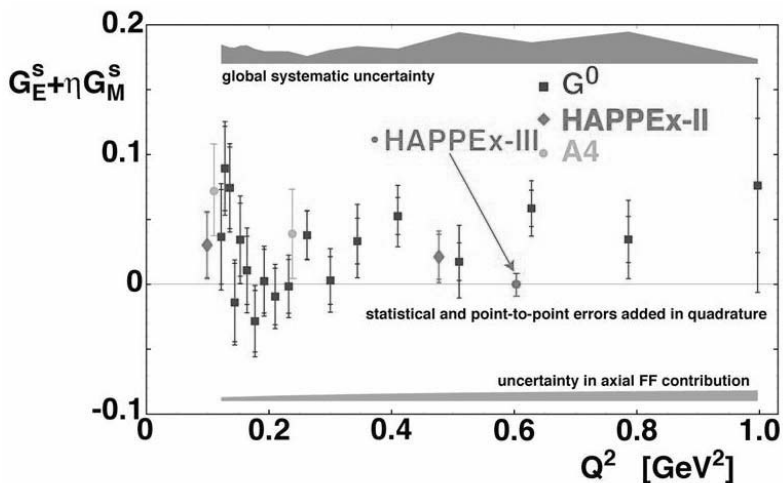


Fig. 6. The combination $G_E^s + \eta G_M^s$ for the HAPPEX, A4 and G0 experiments. Also shown at $Q^2 = 0.6 \text{ GeV}^2$ the projected uncertainty for a future HAPPEX-III measurement.

B. Neutron Densities

Charge radii of nuclei are well known. For example, the proton radius of the lead nucleus is, $R_p = 5.490 \pm .002 \text{ fm}$. This is very precise. A very interesting question is, “What is the neutron radius in Pb?” Experimentally, R_n is rather poorly known. Perhaps it is known to 5% at best, where the best estimates come from theory.

Models of a neutron star posit a solid crust over a liquid core. The lead nucleus is believed by some to have a neutron skin. Both a possible neutron skin and a neutron star crust would be made of neutron rich matter at similar densities. A measurement of R_n to 1% accuracy would have a major impact on nuclear theory, neutron star structure and atomic parity violation. Currently atomic parity violation experiments are limited in accuracy by our knowledge of the neutron radius in a heavy nucleus.

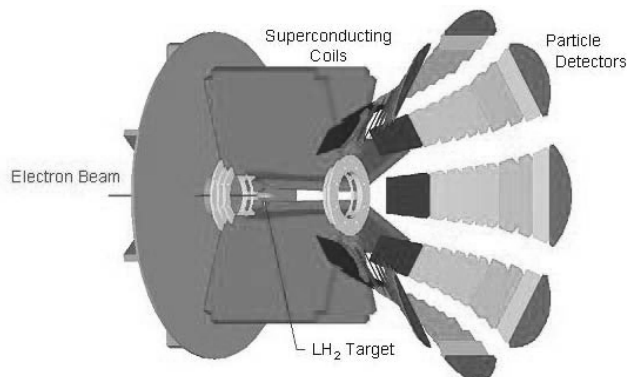


Fig. 7. Layout of the G0 spectrometer system. Shown are the superconducting toroidal magnet and the segmented scintillator detector array.

Donnelly, Dubach and Sick [9] suggested the possibility of using parity violating electron scattering to measure R_n . The electromagnetic coupling to the protons is given by $Q_{EM}^p = 1$ while the neutrons couple by $Q_{EM}^n = 0$. In contrast the weak coupling of the protons is given by $Q_W^p \sim 1 - 4\sin^2\theta_W$ and the neutrons by $Q_W^n \sim 1$. The neutrons have a very strong weak coupling to the electromagnetic probe. The resulting parity violating asymmetry is given by:

$$A_{PV} = \frac{-G_F Q^2}{4\pi\alpha\sqrt{2}} \frac{F_W(Q^2)}{F_\gamma(Q^2)}, \quad \text{where}$$

$$F_W(Q^2) = (1 - 4\sin^2\theta_W)F_p(Q^2) - NF_n(Q^2), \quad \text{and}$$

$$F_\gamma(Q^2) = ZF_p(Q^2)$$

A measurement of A_{PV} to 3% would provide a measurement of R_n to 1%. An experiment has been approved at JLAB to carry out such a measurement. An 850 MeV 50 μ A polarized beam would be incident on a lead target sandwiched between diamond sheets for cooling. Electrons scattered through 6° would be detected in the pair of Hall-A high resolution spectrometers. At $Q^2 = 0.01 \text{ GeV}^2/c^2$ the parity violating asymmetry, $A_{PV} = 0.5 \text{ ppm}$.

This is a very challenging experiment. It will require control of helicity correlated systematics to much better than 15 ppb. It appears to be feasible.

C. Standard Model Tests

Parity violating electron scattering has been used to test the Standard Model (SM) since the pioneering SLAC experiment in the mid-70's. Collider experiments at the Z-pole provide our best measure of the weak mixing angle, $\sin^2 \theta_W$. There remains much interest in exploring the 'running' of $\sin^2 \theta_W$ from the Z-pole to $Q^2 = 0$.

At $Q^2 = 0$, atomic parity experiments give results consistent with the running of $\sin^2 \theta_W$. Other experiments testing the SM include $^{12}\text{C}(\bar{e}, e')$, $^9\text{Be}(\bar{e}, e')$, NuTeV, Moller scattering and Q_{weak} .

All parity violating experiments can be described in terms four fundamental quark coupling constants,

$$L_{\text{PV}} = -\frac{G}{\sqrt{2}} \left[\bar{e}\gamma_u\gamma_5 e \{C_{1u}\bar{u}\gamma_u u + C_{1d}\bar{d}\gamma_u d\} + \bar{e}\gamma_u e \{C_{2u}\bar{u}\gamma_u\gamma_5 u + C_{2d}\bar{d}\gamma_u\gamma_5 d\} \right]$$

The SM makes predictions for the constants. These constants in turn can be written in terms of isoscalar and isovector combinations at the hadronic vertex:

$$\tilde{\alpha} = -C_{1u} + C_{1d} = -(1-2\sin^2 \theta_W)$$

$$\tilde{\beta} = -C_{2u} + C_{2d} = -(1-4\sin^2 \theta_W)$$

$$\tilde{\gamma} = -C_{1u} - C_{1d} = 2/3 \sin^2 \theta_W$$

$$\tilde{\delta} = -C_{2u} - C_{2d} = 0$$

$$\sin^2 \theta_W = 0.23120 \pm .00015$$

1. $^{12}\text{C}/^9\text{Be}$

^{12}C is a spinless and isoscalar nucleus and elastic electron scattering is described by a single form factor. The parity violating asymmetry may be written at the tree level [10,11] as:

$$A_{\text{PV}} = \tilde{\gamma} \frac{3}{2} G_{\text{F}} Q^2 (\sqrt{2} \pi \alpha)^{-1}.$$

A parity violation experiment was carried out at MIT-Bates [12] on ^{12}C . The results are shown in Fig. 8 together with the results of the SLAC experiment [13] on deuterium. The results of both experiments are consistent with the predictions of the SM.

2. E-158

A recent experiment testing the SM was E-158 at SLAC. It is a purely leptonic process involving Moller scattering. The goal of the experiment was to measure the weak charge of the electron, $e = g \sin \theta_W$, using parity violation.

In this experiment 50 GeV electrons were incident on a liquid hydrogen target. At $Q^2 = 0.027 (\text{GeV}/c)^2$ the parity violating asymmetry is expected to be 150 ppb. A quadrupole spectrometer was used to focus the scattered Moller electrons while at the same time defocusing e-p scattering events. The flux of scattered electrons was integrated for each beam burst. The experiment yielded an asymmetry,

$$A_{PV} = -175 \pm 30 \pm 20 \text{ ppb.}$$

The extracted weak mixing angle is totally consistent with predictions. The result [14] is shown plotted in Fig. 10.

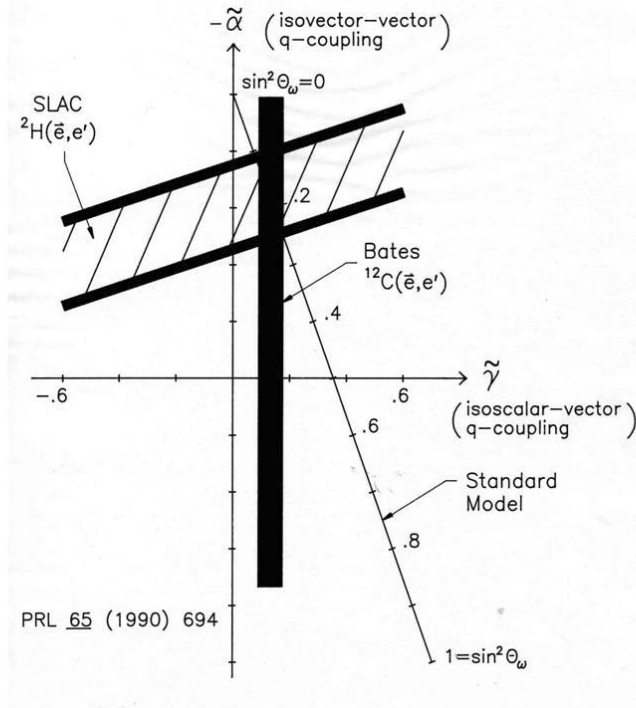


Fig. 8. Results for the SLAC and Bates parity violation experiments in the space of the coupling constants $\tilde{\alpha}$ and $\tilde{\gamma}$.

3. Q_{weak}

A major new initiative is under development at JLAB. The goal of the Q_{weak} experiment is to measure the proton's weak charge, $Q_W^p = 1 - \sin^2 \theta_w$, to the highest precision possible.

The SM makes a firm prediction of Q_W^p based on the running of the weak mixing angle $\sin^2 \theta_w$ from the Z^0 pole to low energies, corresponding to a 10σ effect in our experiment. Fig. 10 shows the SM prediction for $\sin^2 \theta_w$ together with existing data and the expected precision for this experiment. This parity violating experiment is in the semi-leptonic sector. This is in contrast to E-158 which is in the purely leptonic sector.

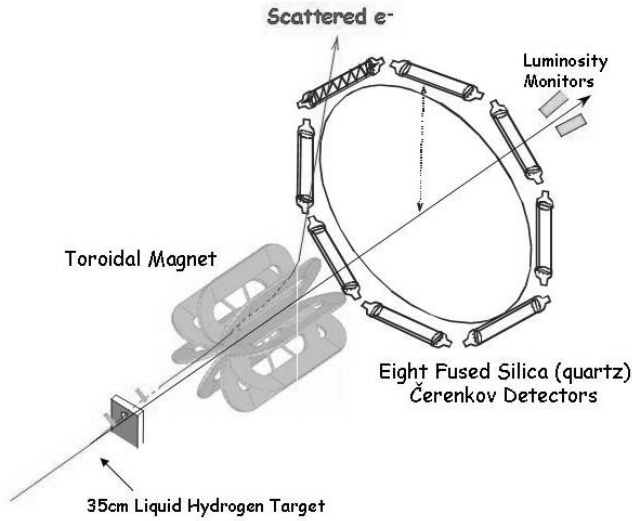


Fig. 9. Schematic layout of the Q_{weak} experiment showing the target, collimators, shielding, toroidal magnet and detector system.

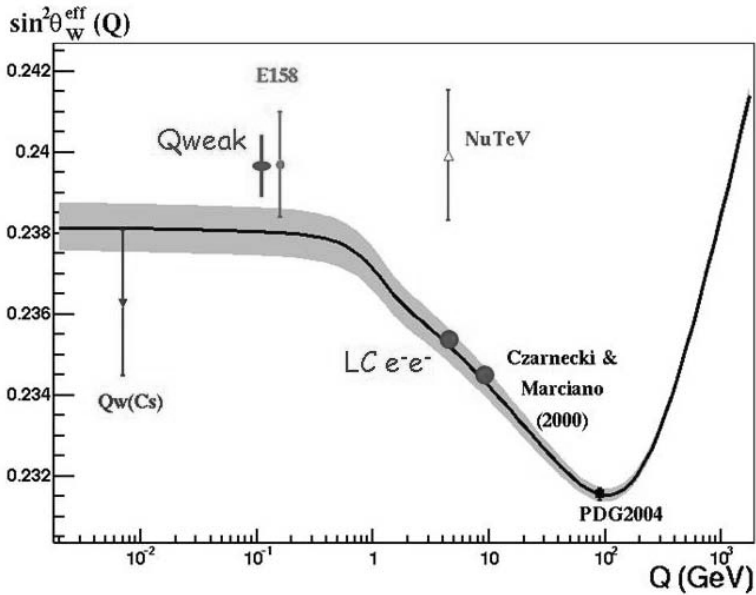


Fig. 10. Calculated running of the weak mixing angle in the Standard Model. Data points are from the atomic parity violation experiment on Cs, the NuTeV experiment, the Moller experiment (E-158) at SLAC and from experiments at the Z^0 pole. Also shown are the anticipated error bars for Q_{weak} .

The measurement will be carried out using a 1.2 GeV electron beam at a scattering angle of 9° and a momentum transfer $Q^2 = 0.03$ $(\text{GeV}/c)^2$. The $180\mu\text{A}$ polarized beam will

be incident on a 35 cm liquid hydrogen target. An eight sector toroidal spectrometer is being constructed for this measurement. The scattered electrons will be detected by quartz Cerenkov detectors operating in integrating mode. A schematic layout of the spectrometer is shown in Fig. 9.

The measurement will take 2200 hours and will determine the proton's weak charge with 4% statistical accuracy. Fig. 10 shows the projected quality of the Q_{weak} results in the context of other existing data.

III. SUMMARY

Parity violating high energy electron scattering is an important probe of nucleon and nuclear structure. Several physics areas are currently under investigation. There have been many experiments investigating the importance of strange quarks to the structure of the proton. Results to date indicate that the contribution of strange quarks to nucleon structure are relatively small or vanishing. A proposed experiment on Pb would measure the neutron radius to 1%. Q_{weak} is a challenging Standard Model test which probes 5 TeV energy scales.

Such demanding measurements have been made possible by important advances in accelerator technology. We now have high intensity CW beams with beam polarization of 85%. Control of helicity correlated beam properties allows measurement of asymmetries to an accuracy approaching 10's ppb.

IV. REFERENCES

- [1] R. D. McKeown, Phys. Lett. **B219**, 140 (1989).
- [2] D. Keyslan, A. Manohar, Nucl. Phys. **B310**, 527 (1988).
- [3] M. J. Musolf et al., Phys. Rep. **239**, 1-178 (1994).
- [4] D. T. Spangle et al., Phys. Lett. **B583**, 79 (2004).
- [5] K. A. Aniol et al., Phys. Rev. **C69**, 065501 (2004).
- [6] K. A. Aniol et al., submitted to Phys. Rev. Lett., nucl-ex: 0506011.
- [7] K. A. Aniol et al., submitted to Phys. Rev. Lett., nucl-ex: 0506010.
- [8] D. S. Armstrong et al., Phys. Rev. Lett. **95**, 092001 (2005).
- [9] T. W. Donnelly et al., Nucl. Phys. **A503**, 589 (1989).
- [10] G. Feinberg, Phys. Rev. **D12**, 3575 (1975).
- [11] J. D. Walker, Nucl. Phys. **A285**, 345 (1977).
- [12] P. A. Souder et al., Phys. Rev. Lett. **65**, 694 (1990).
- [13] C. Y. Prescott et al., Phys. Lett. **84B**, 524 (1979).
- [14] P. L. Anthony et al., Phys. Rev. Lett. **95**, 081601 (2005).